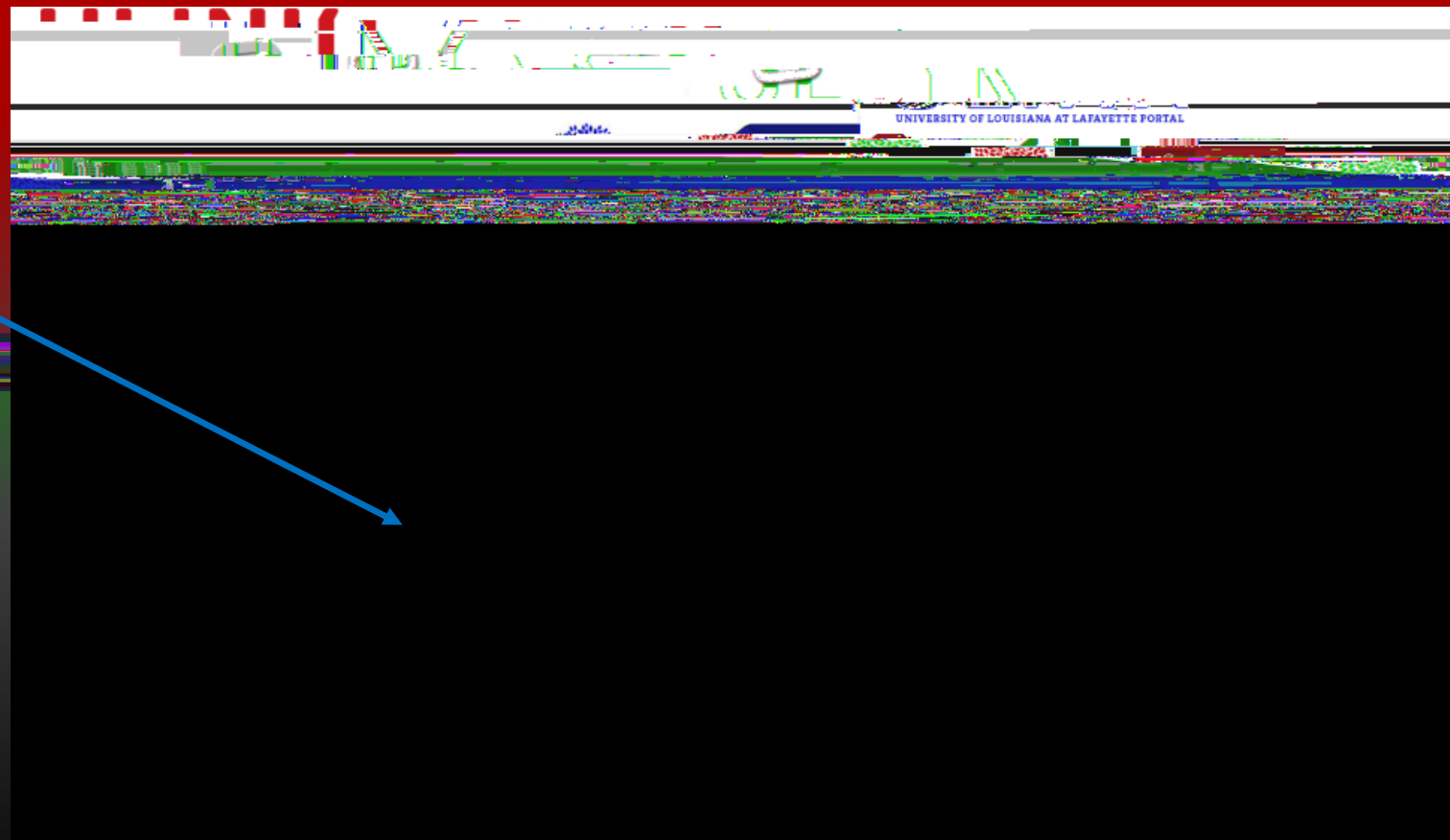


UL

If you are a student, you must first log into ULink to access your account

- Ulink
- Tuition and Aid
- View your statement or pay your bill



If you would like to join the Payment Plan, you **MUST** click the Payment Planstab at the top or the Enroll in Payment Plan button.



# CAUTION


If you click the **Make Payment** button, you will be charged the total balance due.

We cannot change a payment into a **Payment Plan** if you mistakenly pay the total

Click Enroll Now to join the payment plan.



Select a term, click Select then click Continue.



## Plan Enrollment

enroll

enroll

Plan Enrollment Summary: Plan Name: [Redacted] Term: [Redacted] Start Date: [Redacted] End Date: [Redacted]

Please review the charges and credits associated with this plan. If you have any questions, please contact your account manager.

### Eligible Charges and Credits

Charges(\$)	Credits(\$)	Description
	4,000.00	Fees
3,000.00		Housing
1,599.00		Meal
50.00		Payment plan setup fee
<b>Balance:</b>	<b>8,649.00</b>	
	<input type="text" value="2162.25"/>	Down payment:

[Display Schedule](#) [Back](#) [Cancel](#)


This screen displays charges included in the payment plan and the required downpayment.

Click the Display Schedule button


The Payment Schedule consists  
of a downpayment plus  
installments



Select which payment method you would like to use and then click the Select button.



Enter all required information indicated with an \*.

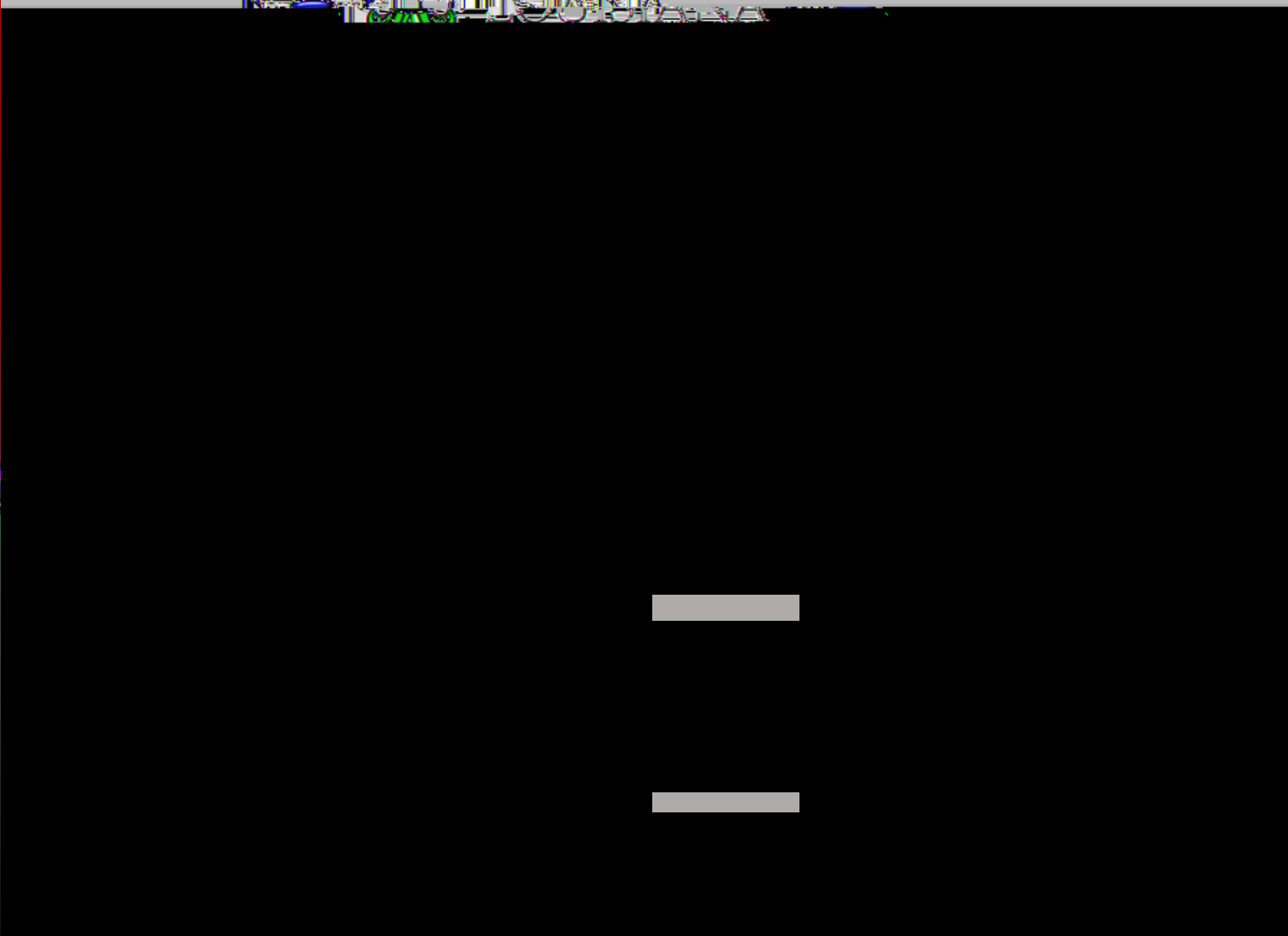


The Payment Agreement form displays the name of the payer, the bank and the last four digits of the bank account number.

Notice there will be a \$30.00 NS Fee if an electronic payment is returned unpaid for any reason.

Check the I agree box then click Continue.

The screenshot shows the Bursar Website interface. At the top, it says "Bursar Website" with links for "Ask for Help" and "Log Out". The user is logged in as "Michael S. Bau". The website header includes the University of Louisiana at Lafayette logo and name. Below the header, there are navigation tabs: "my account", "Payments", "My Account", and "Bursar Website". Under "Payments", there are sub-tabs for "Account Payment" and "Payment History". The main content area is titled "Plan Enrollment" and contains two buttons: "Payment Plan Agreement" and "Payment Agreement". Below these buttons, there is a form with a "Firstname Lastname" input field. A blue arrow points from the text "Check the I agree box then click Continue." to the bottom of the form area.



You have completed your payment plan process. Thank you