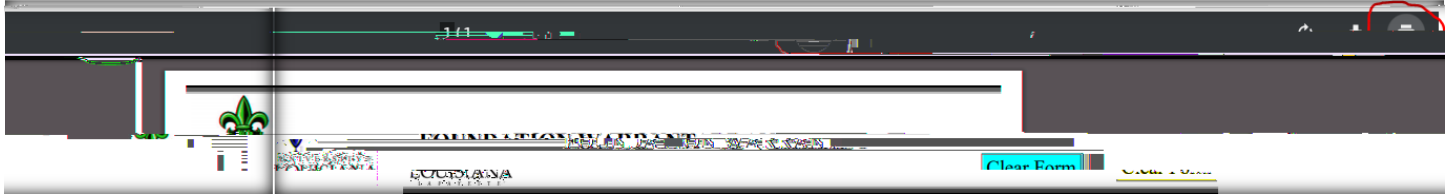


PRINTING TO PDF

1. When you open the document from the link above, complete the fillable pdf with required information.
2. At this point, you have the option to print the document to pdf.

a. **S** by clicking on the little printer icon




b. Select the appropriate printer destination. You should have at least one of the three options below.

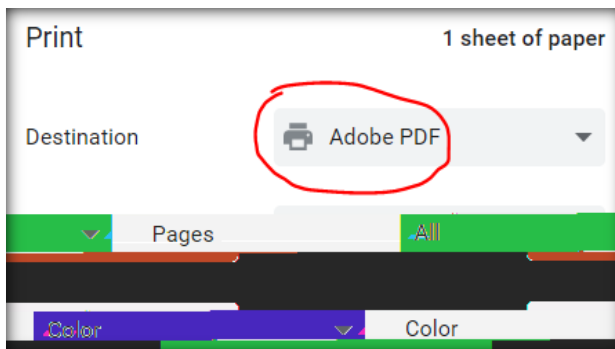
■ Option 1 is




■ Option 2 is



■





PRINTING TO PDF

c.